

2021-2022
Vermont Fertilizer Analysis Report



Vermont Agency of Agriculture, Food and Markets
Public Health & Agricultural Resource Management
116 State Street
Montpelier, VT 05620-2901

Contents

Introduction.....	3
Fertilizer Summary Tables.....	4
2021 Fertilizer Companies with 10 or More Samples Taken	4
2022 Fertilizer Companies with 10 or More Samples Taken	4
Tonnage Summary Data 2021	5
Total fertilizer tonnage reported summary	5
Year over year reported tonnage type and material	6
Year over year tonnage by grade and nutrient	7
Year over year total tonnage by county	8
Tons of N-P-K by County 2021	9
2022 of Total Products Registered by VAAFm	10
Appendix A.....	12
2021 Fertilizer Sample Results	12
2022 Fertilizer Sample Results	21

Introduction

The Agency of Agriculture, Food and Markets fertilizer analysis report provides data on all samples collected, fertilizer analyses conducted, and their results from the previous two years. The purpose of the sampling and testing is to ensure that fertilizer consumers are receiving products that conform to the guarantee for all labeled nutrients, and to assess penalties as authorized.

In 2021, a total of 107 fertilizer samples were collected and analyzed, and 28 product samples failed to meet the label guarantee for one or more nutrients. In 2022, a total of 98 fertilizer samples were collected and analyzed, and 39 failed to meet the label guarantee. For 2021 samples, the Vermont Agricultural and Environmental Laboratory conducted 358 chemical analyses for nitrogen, available phosphorous, potash, and numerous secondary nutrients such as calcium, magnesium, sulfur, iron, zinc, and boron. For 2022 samples, the laboratory conducted 344 chemical analyses for nitrogen, available phosphorous, potash, and secondary nutrients. The report also contains historical data.

Fertilizer manufacturers may be assessed penalties for product nutrient deficiencies that exceed the permitted analytical variance. The dollar value of a penalty is based on how far below the guarantee a sample is, the total weight of the lot sampled, and the cost of the nutrient that is deficient. If a consumer cannot be identified, the penalty is paid to the Agency's fertilizer program.

New in the 2023 registration year is the ability for the Agency to register soil amendments, plant amendments, and plant biostimulants, in addition to the previous categories of fertilizer and lime. Products may be registered in multiple categories of products, e.g., a product can be registered as both a fertilizer and a soil amendment, or as a fertilizer and a pesticide. Data is current as of 1/13/22.

- 94.5% fertilizer,
- 5.6% soil amendments,
- 2.2% plant biostimulants, and
- 1.3% plant amendments.

If you have any questions regarding this report or Vermont's Fertilizer Program, please contact the Public Health and Agriculture Resource Management Division; Vermont Agency of Agriculture, Food and Markets; 116 State Street; Montpelier, VT 05620-2901, or call (802) 828-5050.

Fertilizer Summary Tables

2021 Fertilizer Companies with 10 or More Samples Taken

Company	Samples Collected	Nutrients Analyzed	# of Nutrient Violations
Green Mountain Fertilizer	10	27	2
North Country Organics	12	34	0
Northeast Ag Sales	49	144	12
Total	71	205	14

2022 Fertilizer Companies with 10 or More Samples Taken

Company	Samples Collected	Nutrients Analyzed	# of Nutrient Violations
Bourdeau Bros.	15	52	6
Green Mountain Fertilizer	20	61	15
Lawes Ag Services Inc	10	31	5
Northeast Ag Sales	20	70	9
Total	65	214	35

Tonnage Summary Data 2021

All tonnage values are as reported by January 15, 2021. Twenty-twenty-two tonnage will be reported in the 2022-2023 Annual Report.

Total fertilizer tonnage reported summary

January 1, 2021-December 31, 2021

	Total (tons)	Container (tons)			Use (tons)	
		Bag	Bulk	Liquid	Agricultural	Nonagricultural
Multi-nutrient	10,987	1,096	8,957	934	10,664	322
Nitrogen	10,404	43	8,712	1,649	10,391	13
Phosphate	3	2	1	0	3	0
Potash	3,334	17	3,316	1	3,322	11
Sec/Micro	922	192	728	2	866	56
Misc.*	39,344	7,501	26,560	5,283	34,275	5,069
Total	64,994	8,851	48,274	7,869	59,521	5,471
*Misc. = lime, calcite, compost, filler, etc.						

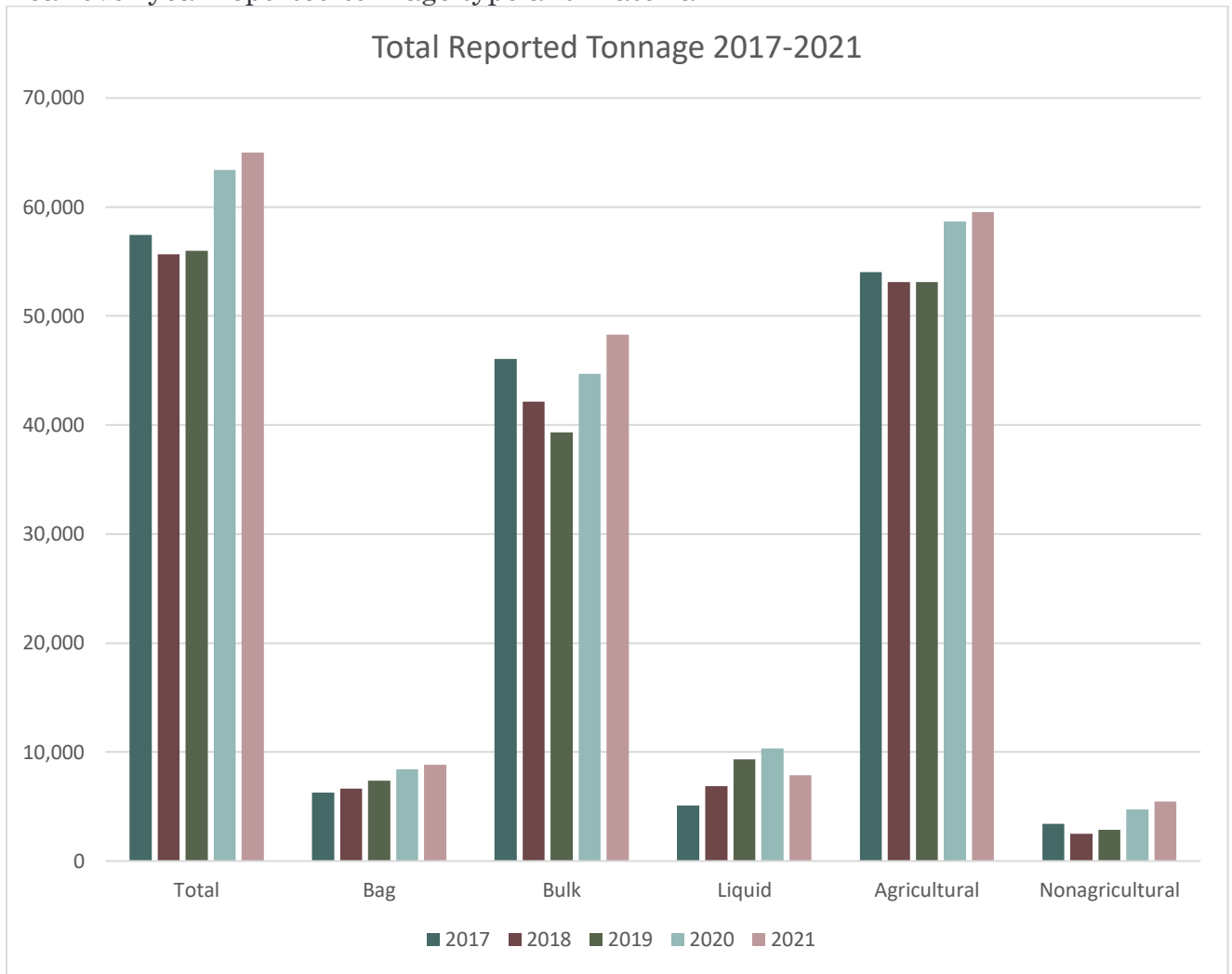
Note: Nitrogen means fertilizer containing nitrogen only i.e., 32-0-0 or 46-0-0.

Phosphate means fertilizer containing phosphate only i.e., 0-22-0 or 0-46-0.

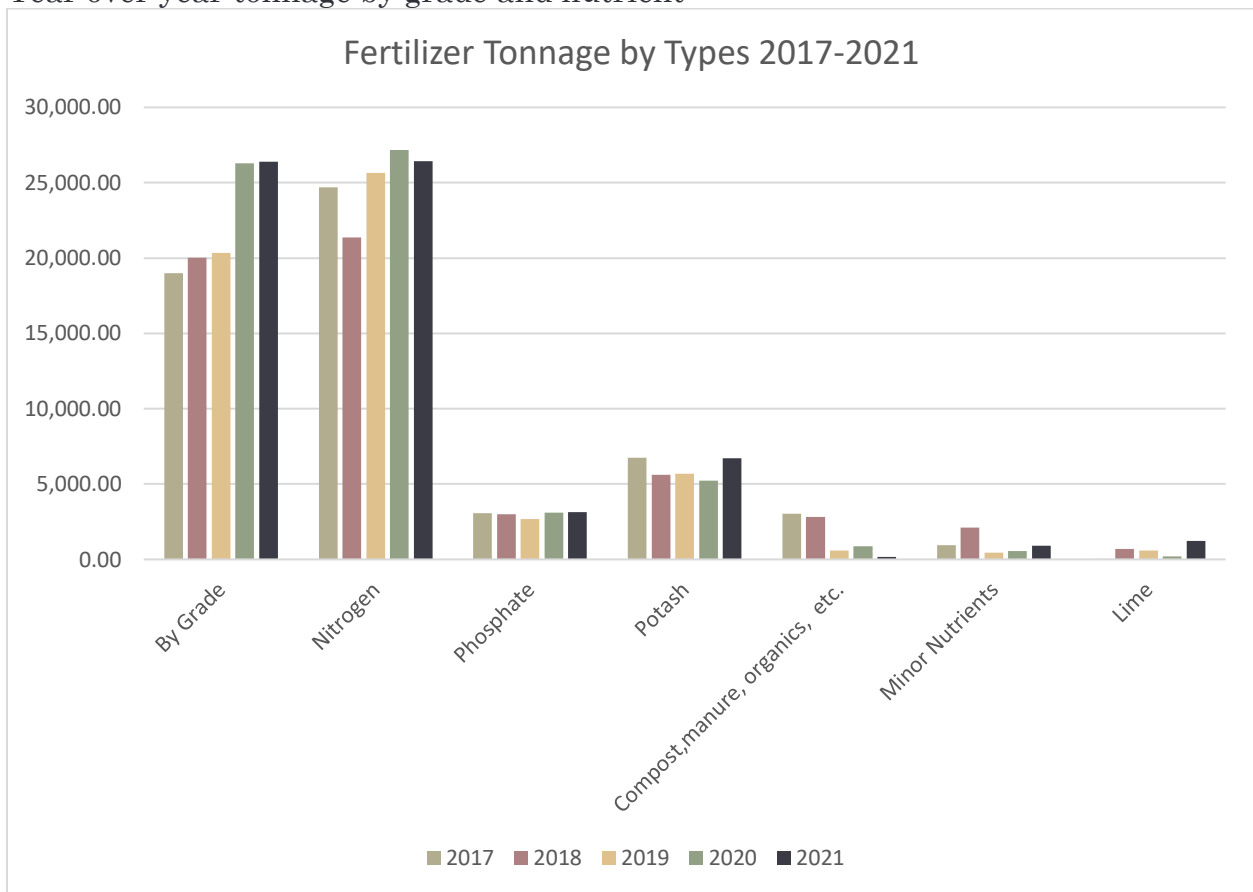
Potash means fertilizer containing Potash only i.e., 0-0-60 or 0-0-22.

Multi-nutrient means fertilizer containing a combination of nitrogen, phosphorous and/or potash.

Year over year reported tonnage type and material

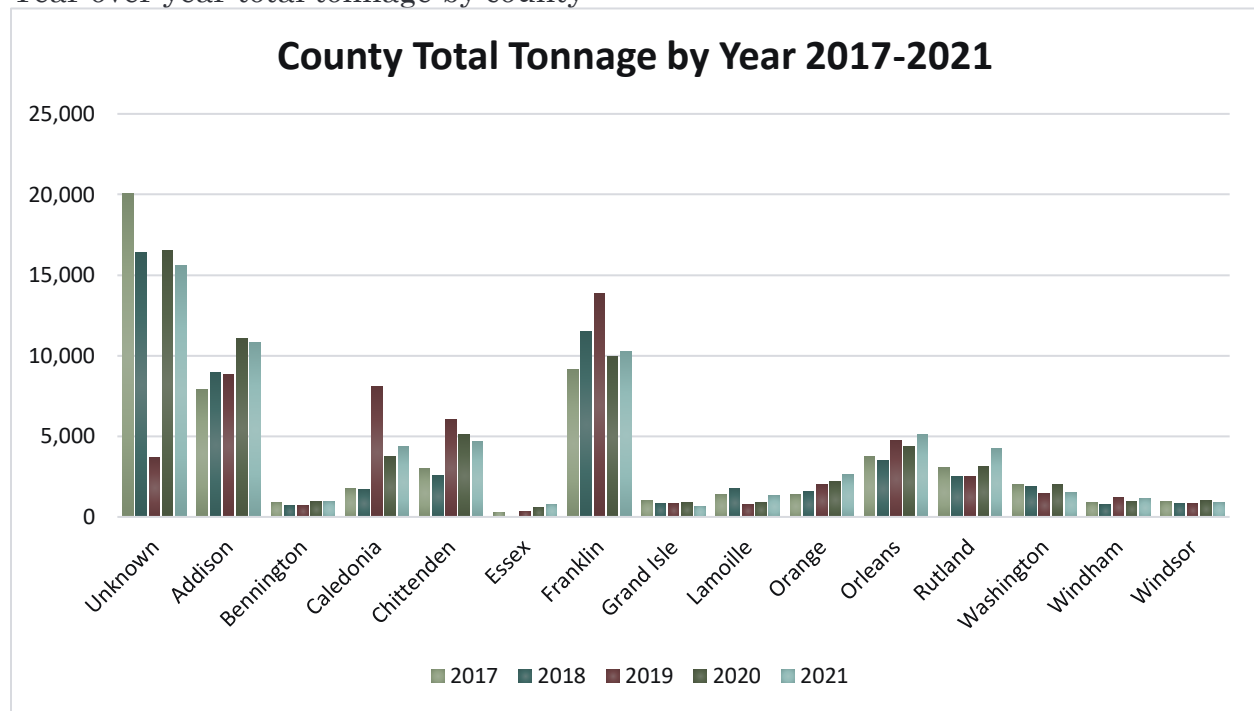


Year over year tonnage by grade and nutrient



Note that it was not required to report tonnage for non-fertilizer products such as soil amendments and lime prior to 2022. Nitrogen means products that contained only nitrogen, Phosphate means products that contained only phosphate and Potash means products that contained only Potash. By grade means products that included combinations of nitrogen, phosphate, and potash.

Year over year total tonnage by county



County	2017	2018	2019	2020	2021
Unknown*	20,052	16,415	3,664	16,526	15,568
Addison	7,882	8,949	8,845	11,045	10,841
Bennington	896	706	736	958	977
Caledonia	1,763	1,713	8,092	3,736	4,341
Chittenden	3,000	2,588	6,069	5,139	4,693
Essex	296	47	325	564	767
Franklin	9,153	11,503	13,876	9,976	10,235
Grand Isle	1,008	847	820	891	655
Lamoille	1,415	1,787	776	895	1,320
Orange	1,364	1,586	2,017	2,173	2,645
Orleans	3,728	3,518	4,753	4,367	5,126
Rutland	3,072	2,494	2,515	3,114	4,231
Washington	2,009	1,869	1,469	2,036	1,532
Windham	868	764	1,213	988	1,172
Windsor	943	859	828	1,007	890
Total	57,449	55,644	55,997	63,416	64,993

*Unknown means the reporter did not include the county where the fertilizer was distributed.

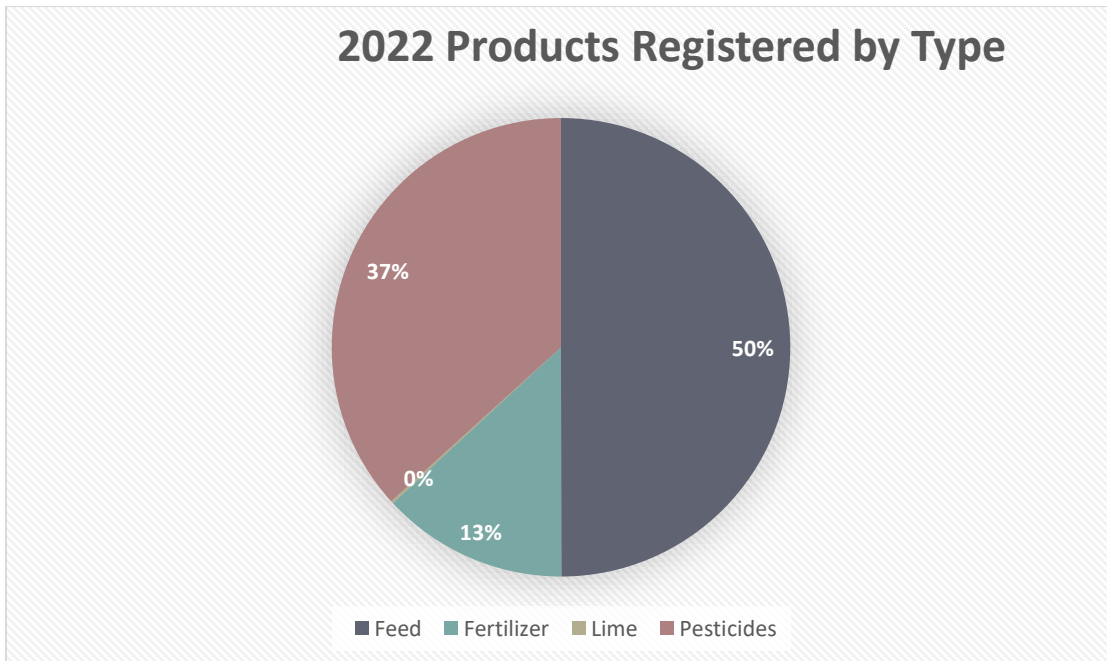
Tons of N-P-K by County 2021

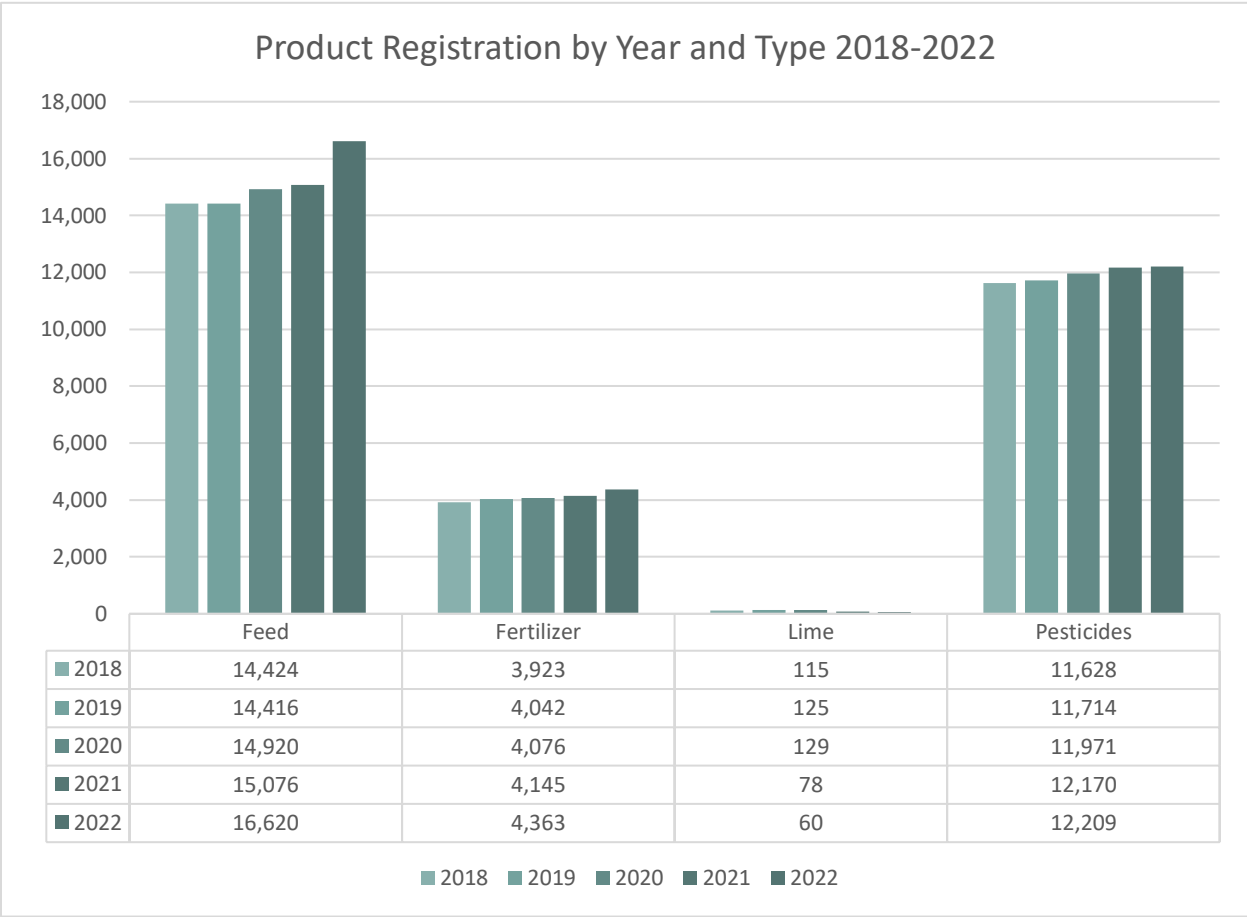
COUNTY	Tons N	Tons P	Tons K
**Unknown	4,403	1,013	1,793
Addison	2,839	589	900
Bennington	119	25	47
Caledonia	666	301	398
Chittenden	243	169	695
Essex	112	24	51
Franklin	2,825	391	946
Grand Isle	127	28	35
Lamoille	241	42	129
Orange	496	98	272
Orleans	1,251	134	657
Rutland	874	186	428
Washington	298	19	139
Windham	194	21	218
Windsor	144	46	101
Total	14,831	3,086	6,810

This chart shows the tonnage broken out by nutrient for each county. For example, the amount of nitrogen listed for each county is the actual amount of nitrogen applied devoid of fillers and other nutrients. If a farmer bought a 100 lb. bag of 5-10-10 in Montpelier, 5 pounds of nitrogen, 10 pounds of phosphorous and 10 pounds of potash would be counted towards the numbers for Washington county. Therefore 1,532 tons of fertilizer was reported distributed in Washington County in 2021, of that 298 tons was nitrogen, 19 tons was phosphorus, and 139 tons was potash. The balance of the tonnage would have been micronutrients, fillers, compost, etc. **Unknown means the reporter did not include the county where the fertilizer was distributed.

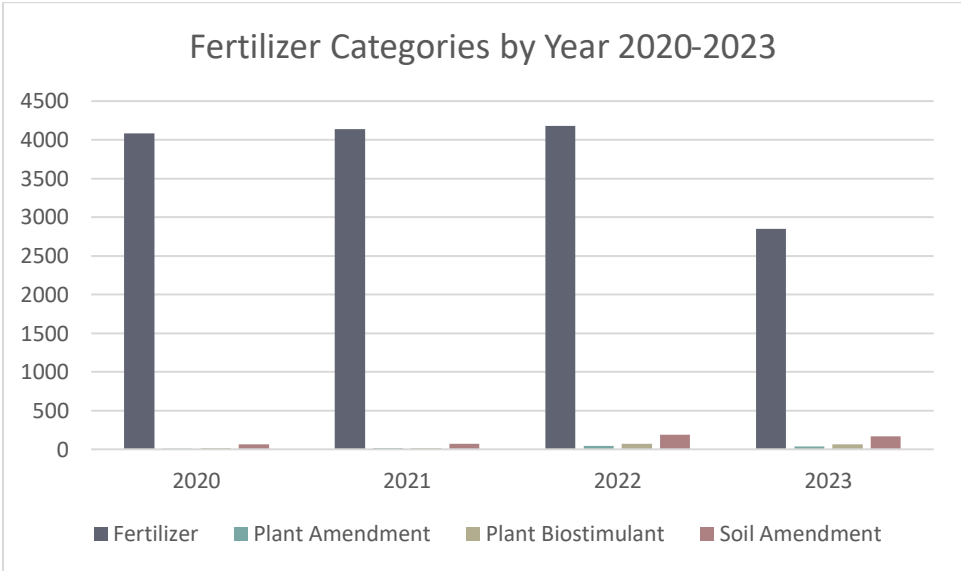
2022 of Total Products Registered by VAAFM

Product Registered	2022	Percentage
Feed	16,620	50%
Fertilizer	4,363	13%
Lime	60	<1%
Pesticides	12,209	37%
Total	33,520	100%





Note: Data reported as of 01/12/2023. Feed registration year ends on February 15, 2023.



2023 data is incomplete.

Appendix A

Pass: A sample receives a pass status if the guarantee for nitrogen, phosphorous or potash it is equal to or greater than the test results.

Fail: A Sample is considered deficient if the guarantee for nitrogen, phosphorous or potash exceeds The Association of American Plant Food Control Officials' (AAPFCO) established permitted analytical variance at an established confidence level of 97.5%.

Within Tolerance: A sample is within tolerance if it is greater than the AAPFCO's established permitted analytical variance at an established confidence level of 97.5% but less than 100%.

2021 Fertilizer Sample Results

Sample ID	Business Name	NPK Guarantee	Lab Result N	Lab Result P	Lab Result K	Micronutrients	Sample Status
12-140621-04	Lawes Agricultural Service Inc	15-15-15	12.95	14.70	15.90		Fail
12-040521-00	Connecticut River Ag Services	15-5-25	13.05	5.51	26.90		Fail
12-040821-00	Connecticut River Ag Services	10-10-10	7.30	11.80	8.65		Fail
12-040821-01	Connecticut River Ag Services	19-19-19	22.80	16.45	17.30		Fail
12-041921-01	Winfield Solutions LLC	10-10-10	8.38	9.18	9.91		Fail
12-042021-03	Northeast Agricultural Sales Inc	24-6-12	21.50	6.27	11.40		Fail
452126	Northeast Agricultural Sales Inc	12-15-18	10.45	15.50	16.55	Pass	Fail
452127	Northeast Agricultural Sales Inc	23-12-18	23.00	10.55	19.20		Fail
452129	Northeast Agricultural Sales Inc	10-2-8	7.71	10.40	6.53		Fail
452130	Northeast Agricultural Sales Inc	6-14-13	7.26	17.60	11.65		Fail
452136	Northeast Agricultural Sales Inc	7.5-7.5-7.5	5.99	7.93	7.79	Pass	Fail

Sample ID	Business Name	NPK Guarantee	Lab Result N	Lab Result P	Lab Result K	Micronutrients	Sample Status
452137	Northeast Agricultural Sales Inc	14-14-14	12.05	11.85	10.50	Fail	Fail
452138	Northeast Agricultural Sales Inc	24-6-12	21.50	6.37	11.40		Fail
12-150321-00	Lawes Agricultural Service Inc	24-12-18	24.90	9.38	18.50		Fail
12-042621-01	Green Mountain Fertilizer Div. Ld. Oliver	23-12-18	23.90	14.10	12.55		Fail
12-042621-02	Green Mountain Fertilizer Div. Ld. Oliver	15-15-15	13.25	16.20	15.00		Fail
452145	Northeast Agricultural Sales Inc	10-10-10	11.40	10.90	7.15		Fail
452147	Northeast Agricultural Sales Inc	19-19-19	19.30	19.60	12.25		Fail
452148	Northeast Agricultural Sales Inc	13-2-8	9.22	3.45	7.06		Fail
452150	Northeast Agricultural Sales Inc	39-0-0	37.27	.00	.00		Fail
1-0519-005	G Boucher Fertilizer	25-5-18	23.25	4.95	19.10	Pass	Fail
1-0519-006	Yara Canada Inc	46-0-0	44.55	.00	.00		Fail
1-0519-009	G Boucher Fertilizer	18-46-0	17.30	42.90	.00		Fail
12-061521-00	Carovail	17-17-0	16.80	15.20	.38	Within Tolerance	Fail

Sample ID	Business Name	NPK Guarantee	Lab Result N	Lab Result P	Lab Result K	Micronutrients	Sample Status
12-041921-00	Lawes Agricultural Service Inc	39-0-0	39.60	.00	.00	Fail	Fail
452103	Northeast Agricultural Sales Inc	10-20-20	9.89	21.00	23.90	Fail	Fail
452134	Northeast Agricultural Sales Inc	17.30-10-16.20	16.70	10.10	15.20	Fail	Fail
452133	Northeast Agricultural Sales Inc	20-10-20	19.20	10.70	23.40	Fail	Fail
12-033121-03	North Country Organics	5-3-4	5.17	3.90	4.15		Pass
12-033121-04	North Country Organics	5-3-4	5.49	3.18	4.17		Pass
12-033121-05	North Country Organics	5-3-4	5.00	3.58	4.33		Pass
12-033121-08	North Country Organics	5-3-9	5.42	4.87	9.31		Pass
12-033121-07	North Country Organics	5-3-9	2.33	3.23	3.42		Pass
12-033121-09	North Country Organics	4-3-3	4.91	3.75	3.06		Pass
12-040821-02	Connecticut River Ag Services	5-10-10	6.52	10.10	10.60		Pass
12-040821-03	Green Mountain Fertilizer Div. Ld. Oliver	12-0-7	12.80	.00	9.81		Pass

Sample ID	Business Name	NPK Guarantee	Lab Result N	Lab Result P	Lab Result K	Micronutrients	Sample Status
12-040821-04	Green Mountain Fertilizer Div. Ld. Oliver	12-0-7	12.90	.00	9.87		Pass
12-040821-05	Green Mountain Fertilizer Div. Ld. Oliver	10-10-10	11.80	14.00	14.20		Pass
12-041921-02	Lawes Agricultural Service Inc	46-0-0	46.00	.00	.00		Pass
452101	Northeast Agricultural Sales Inc	28-0-15	28.50	.00	15.15	Pass	Pass
452102	Northeast Agricultural Sales Inc	23-0-18	23.40	.00	18.30		Pass
452105	Northeast Agricultural Sales Inc	26-0-26	26.50	.00	27.00		Pass
452106	Northeast Agricultural Sales Inc	26-0-26	26.90	.00	27.50		Pass
452107	Northeast Agricultural Sales Inc	4-3-2	4.68	3.57	2.27		Pass
452109	Northeast Agricultural Sales Inc	4-3-2	4.65	3.92	2.02		Pass
452117	Darling Ingredients Inc	10-2-8	10.50	3.17	8.03		Pass
452123	Northeast Agricultural Sales Inc	45-0-0	46.10	.00	.00		Pass

Sample ID	Business Name	NPK Guarantee	Lab Result N	Lab Result P	Lab Result K	Micronutrients	Sample Status
12-042621-00	Green Mountain Fertilizer Div. Ld. Oliver	0-20-20	.00	23.10	21.50		Pass
12-042621-03	Green Mountain Fertilizer Div. Ld. Oliver	5-10-10	5.27	10.20	11.90		Pass
452142	Northeast Agricultural Sales Inc	23-12-28	24.20	12.20	18.30		Pass
452149	Northeast Agricultural Sales Inc	39-0-0	39.50	.00	.00		Pass
1-0519-008	G Boucher Fertilizer	0-0-60	.00	.00	66.00		Pass
1-0519-010	G Boucher Fertilizer	21-0-0	21.30	.00	.00	Pass	Pass
1-0519-014	Green Mountain Fertilizer Div. Ld. Oliver	10-10-10	12.20	11.00	10.10		Pass
08081821-00	Bourdeau Brothers of Middlebury	21-0-0	21.40	.00	.00		Pass
08051821-02	Bourdeau Brothers of Middlebury	0-0-60	.00	.00	64.20		Pass
12-140621-03	Lawes Agricultural Service Inc	10-10-10	9.28	10.20	9.39		Within Tolerance
12-040621-02	Lawes Agricultural Service Inc	5-10-10	5.18	10.60	9.15		Within Tolerance
12-040621-01	Lawes Agricultural Service Inc	10-10-10	9.84	10.00	9.76		Within Tolerance

Sample ID	Business Name	NPK Guarantee	Lab Result N	Lab Result P	Lab Result K	Micronutrients	Sample Status
12-040621-00	Lawes Agricultural Service Inc	5-10-10	4.96	9.84	11.30		Within Tolerance
12-033121-00	North Country Organics	5-3-4	5.09	3.43	3.98		Within Tolerance
12-033121-01	North Country Organics	5-3-4	4.80	3.84	3.99		Within Tolerance
12-033121-02	North Country Organics	5-3-4	4.72	3.44	3.88		Within Tolerance
12-033121-06	North Country Organics	4-6-4	4.69	6.68	3.99		Within Tolerance
12-033121-10	North Country Organics	8-1-9	7.68	1.46	8.85		Within Tolerance
12-033121-11	North Country Organics	10-0-0	9.71	.00	.00		Within Tolerance
12-040821-06	Green Mountain Fertilizer Div. Ld. Oliver	5-10-10	6.89	13.20	9.92		Within Tolerance
1-0426-001	Bourdeau Brothers - Sheldon	46-0-0	45.30	.00	.00		Within Tolerance
1-0426-002	Yara Canada Inc	46-0-0	45.40	.00	.00		Within Tolerance
1-0426-004	Yara Canada Inc	46-0-0	45.40	.00	.00		Within Tolerance
1-0426-003	Bourdeau Brothers - Sheldon	31.80-0-12	31.00	.00	12.00	Pass	Within Tolerance
452104	Northeast Agricultural Sales Inc	26-0-26	26.60	.00	25.90		Within Tolerance

Sample ID	Business Name	NPK Guarantee	Lab Result N	Lab Result P	Lab Result K	Micronutrients	Sample Status
452108	Northeast Agricultural Sales Inc	4-3-2	4.46	3.55	1.94		Within Tolerance
452110	Northeast Agricultural Sales Inc	23-7-23	23.00	7.14	22.40		Within Tolerance
452111	Northeast Agricultural Sales Inc	0-0-41.50	.00	.00	40.50	Within Tolerance	Within Tolerance
452112	Northeast Agricultural Sales Inc	15-18-5	15.90	18.00	4.76		Within Tolerance
452113	Northeast Agricultural Sales Inc	24-6	25.70	5.19	18.20		Within Tolerance
452114	Northeast Agricultural Sales Inc	18	32.10	9.26	9.57		Within Tolerance
452115	Northeast Agricultural Sales Inc	25-5-15	26.80	4.70	15.60		Within Tolerance
452116	Northeast Agricultural Sales Inc	30-0-20	32.60	.00	19.50		Within Tolerance
452118	Darling Ingredients Inc	10-2-8	10.60	2.91	7.26		Within Tolerance
452119	Darling Ingredients Inc	10-2-8	11.20	2.46	7.28		Within Tolerance
452120	Darling Ingredients Inc	10-2-8	10.80	2.93	7.36	Pass	Within Tolerance
452121	Northeast Agricultural Sales Inc	19-6-18	18.30	6.05	17.70		Within Tolerance
452122	Northeast Agricultural Sales Inc	19-6-18	18.80	6.14	17.40		Within Tolerance

Sample ID	Business Name	NPK Guarantee	Lab Result N	Lab Result P	Lab Result K	Micronutrients	Sample Status
452124	Northeast Agricultural Sales Inc	10-0-42	9.36	.00	46.40		Within Tolerance
452125	Northeast Agricultural Sales Inc	6.60-8.10-40.50	6.52	7.29	42.05		Within Tolerance
452128	Northeast Agricultural Sales Inc	10-20-20	11.00	20.10	18.90		Within Tolerance
452131	Northeast Agricultural Sales Inc	10-20-20	9.77	20.50	20.80		Within Tolerance
452132	Northeast Agricultural Sales Inc	0-0-60	.00	.00	59.00		Within Tolerance
452135	Northeast Agricultural Sales Inc	17.30-10-16.20	18.50	9.98	16.10	Within Tolerance	Within Tolerance
452139	Northeast Agricultural Sales Inc	23-6-12	23.00	6.54	11.50		Within Tolerance
452140	Northeast Agricultural Sales Inc	23-5-23	24.40	4.64	22.65	Pass	Within Tolerance
452141	Northeast Agricultural Sales Inc	14-15-30	13.70	16.00	30.60		Within Tolerance
452143	Northeast Agricultural Sales Inc	10-8-12	10.40	7.96	11.60		Within Tolerance
452146	Northeast Agricultural Sales Inc	24-6-18	24.80	6.93	16.90		Within Tolerance
452151	Northeast Agricultural Sales Inc	14-14-14	13.30	13.85	13.35		Within Tolerance
1-0519-007	G Boucher Fertilizer	0-0-51	.00	.00	53.60	Within Tolerance	Within Tolerance
1-0519-011	G Boucher Fertilizer	0-0-22	.00	.00	20.80	Within Tolerance	Within Tolerance

Sample ID	Business Name	NPK Guarantee	Lab Result N	Lab Result P	Lab Result K	Micronutrients	Sample Status
1-0519-012	G Boucher Fertilizer	10-17-20	10.60	16.70	20.30	Pass	Within Tolerance
1-0519-013	Green Mountain Fertilizer Div. Ld. Oliver	10-20-20	9.45	20.20	18.90		Within Tolerance
08051821-01	Bourdeau Brothers of Middlebury	18-46-0	17.40	48.00	.00		Within Tolerance
08051821-03	Bourdeau Brothers of Middlebury	46-0-0	45.80	.00	.00		Within Tolerance
452144	Northeast Agricultural Sales Inc	24-12-18	24.30	13.30	16.90		Within Tolerance
12-061521-01	Carovail	3-0-29	4.05	.00	29.40	Within Tolerance	Within Tolerance
12-061521-02	Carovail	3-0-29	3.91	.00	29.90	Within Tolerance	Within Tolerance
12-061521-03	Carovail	3-0-29	3.85	.00	28.40	Within Tolerance	Within Tolerance

2022 Fertilizer Sample Results

Sample ID	Business Name	NPK Guarantee	Lab Result N	Lab Result P	Lab Result K	Micronutrients	Sample Status
1-083022-10	Bourdeau Brothers - Sheldon	10-20-20	8.29	19.4	20.15	Pass	Fail
1-083022-11	Bourdeau Brothers - Sheldon	19-19-19	17.26	18.3	22.5		Fail
1-083022-12	Bourdeau Brothers - Sheldon	28-0-15	26.41	0	13.5		Fail
1-083022-13	Bourdeau Brothers - Sheldon	5-15-30	5.5	15.1	30		Pass
1-083022-14	Bourdeau Brothers - Sheldon	6-12-12	8.24	11.15	12.1		Within Tolerance
1-083022-15	Bourdeau Brothers - Sheldon	24-12-18	22.07	11.8	18.8		Fail
1-083022-17	Bourdeau Brothers - Sheldon	24-12-18	25.68	14.3	14.15		Fail
452214	Northeast Agricultural Sales Inc	10-20-20	11.31	20.2	16.4		Fail
452215	Northeast Agricultural Sales Inc	6-24-24	8.58	19.95	23.6		Fail

Sample ID	Business Name	NPK Guarantee	Lab Result N	Lab Result P	Lab Result K	Micronutrients	Sample Status
452216	Northeast Agricultural Sales Inc	19-19-19	19.15	19.5	18		Within Tolerance
452217	Northeast Agricultural Sales Inc	5-10-10	5.68	8.55	9.46		Fail
452218	Northeast Agricultural Sales Inc	34-0-10	30.8	0	12.45		Fail
452219	Northeast Agricultural Sales Inc	0-20-20	0	17.6	21.6		Fail
222009	General Hydroponics	2-45-28	3.71	51.3	23.75	Fail	Fail
222010	General Hydroponics	7-4-10	5.7	5.32	7.57	Pass	Fail
222011	Down to Earth Distributors Inc	7-7-2	7.55	9.12	2.44	Pass	Pass
222012	General Hydroponics	10-12-22	9.86	13.2	21.1	Pass	Within Tolerance
222013	General Hydroponics	0-5-4	0	6.24	3.77	Pass	Within Tolerance
222014	Botanicare	3-2-4	2.9	2.33	4.31	Pass	Within Tolerance
222015	Canna Continental	0-10-11	0	10.9	12		Pass
222016	Coast Of Maine Organic Products	2-3-0	1.79	2.47	0		Within Tolerance
222018	Advanced Nutrients	2-4-8	2.39	4.46	9.51	Pass	Pass
452220	Northeast Agricultural Sales Inc	10-10-10	10.94	10.1	10.2		Pass
12-041122-01	Northeast Agricultural Sales Inc	40-0-0	41.40	.00	.00	Fail	Within Tolerance

Sample ID	Business Name	NPK Guarantee	Lab Result N	Lab Result P	Lab Result K	Micronutrients	Sample Status
12-041122-02	North Country Organics	5-3-4	4.56	3.87	3.55		Within Tolerance
12-041122-03	North Country Organics	4-6-4	3.91	10.20	3.68		Within Tolerance
12-041122-04	North Country Organics	8-1-9	6.83	1.71	7.41		Fail
12-041122-05	North Country Organics	6-0-6	3.84	.00	7.09		Fail
12-041222-01	Northeast Agricultural Sales Inc	40-0-0	39.20	.00	.00	Pass	Within Tolerance
12-041822-01	Lawes Agricultural Service Inc	39-8-0-0	35.45	.00	.00	Pass	Fail
12-041822-02	Lawes Agricultural Service Inc	0-0-60	.00	.00	60.90		Pass
12-050322-01	Bourdeau Brothers of Middlebury	39-0-0	39.40	.00	.00	Fail	Pass
12-050322-02	Bourdeau Brothers of Middlebury	46-0-0	45.30	.00	.00		Within Tolerance
12-050322-03	Bourdeau Brothers of Middlebury	23-0-30	23.50	.01	29.30		Within Tolerance
12-051322-01	Bourdeau Brothers of Middlebury	10-13-27	10.90	15.40	28.30	Fail	Pass
12-051322-02	Bourdeau Brothers of Middlebury	22-38-0	21.20	37.40	.00		Within Tolerance
12-051322-03	Bourdeau Brothers of Middlebury	7-0-45	7.51	.00	43.80	Pass	Within Tolerance
12-051322-04	Bourdeau Brothers of Middlebury	10-13-27	10.00	14.00	27.00	Pass	Within Tolerance

Sample ID	Business Name	NPK Guarantee	Lab Result N	Lab Result P	Lab Result K	Micronutrients	Sample Status
12-051622-01	Lawes Agricultural Service Inc	19-19-19	19.60	19.90	18.10		Within Tolerance
12-051622-02	Lawes Agricultural Service Inc	5-10-10	8.09	13.30	13.65		Pass
12-051622-03	Lawes Agricultural Service Inc	15-15-15	12.45	18.70	14.30		Fail
12-051622-04	Lawes Agricultural Service Inc	10-20-10	11.60	19.30	12.30		Within Tolerance
12-051622-05	Lawes Agricultural Service Inc	26-6-21	22.05	7.63	23.45		Fail
12-051622-06	Lawes Agricultural Service Inc	13-13-13	13.40	11.67	14.73		Fail
12-051622-07	Lawes Agricultural Service Inc	46-0-0	44.94	.00	.00		Within Tolerance
12-051622-08	Lawes Agricultural Service Inc	19-19-19	21.40	18.80	16.93		Fail
452201	Northeast Agricultural Sales Inc	30-0-20	31.70	.00	18.90		Within Tolerance
452202	Northeast Agricultural Sales Inc	15-10-22	14.70	9.15	22.60	Pass	Within Tolerance
452203	Northeast Agricultural Sales Inc	15-10-28	15.00	11.00	27.20	Pass	Within Tolerance
452204	Northeast Agricultural Sales Inc	20-10-20	18.63	10.60	21.50	Pass	Fail
452205	Northeast Agricultural Sales Inc	42.5-0-0	43.80	.00	.00	Fail	Pass
452206	Northeast Agricultural Sales Inc	15-15-15	13.11	14.25	16.80		Fail

Sample ID	Business Name	NPK Guarantee	Lab Result N	Lab Result P	Lab Result K	Micronutrients	Sample Status
452207	Northeast Agricultural Sales Inc	20-6-10	17.35	6.44	9.99		Fail
452208	Yara Canada Inc	46-0-0	46.70	.00	.00		Pass
452209	Northeast Agricultural Sales Inc	10-10-10	9.35	10.70	11.40		Within Tolerance
452210	Northeast Agricultural Sales Inc	15-13-20	14.60	13.70	20.70	Pass	Within Tolerance
452211	Northeast Agricultural Sales Inc	24-6-12	23.50	5.24	13.20		Within Tolerance
452212	Northeast Agricultural Sales Inc	30-0-0	28.45	.00	.00	Pass	Fail
12-052722-01	Carovail	17-17-0	17.13	15.20	.00	Pass	Fail
12-062722-02	Connecticut River Ag Services	10-10-10	10.18	10.20	11.10		Pass
12-0627-03	Connecticut River Ag Services	19-19-19	20.18	15.85	20.65		Fail
12-062722-04	Connecticut River Ag Services	5-10-10	4.96	9.47	9.90		Within Tolerance
12-062722-01	Carovail	2-0-33	2.56	.00	32.00	Pass	Within Tolerance
452213	Agroplasma Inc	13-2-2	.48	.01	.10		Fail
222001	Agrothrive Inc	3-3-2	2.81	3.12	2.24		Within Tolerance
222002	United Compost & Organics Db Fox Farm	38025	3.43	6.88	4.24		Fail
222003	Bonide Products LLC	7-10-7	6.75	9.28	6.75		Within Tolerance

Sample ID	Business Name	NPK Guarantee	Lab Result N	Lab Result P	Lab Result K	Micronutrients	Sample Status
222004	Ocean Crest Seafoods Inc	2-4-1	2.13	4.40	.23		Fail
222005	Scotts Company	15-9-12	15.47	9.01	12.00	Pass	Pass
222006	Knox Fertilizer Company Inc	10-15-10	9.94	15.40	10.30		Within Tolerance
222007	Dr Earth	1-1-1	2.48	1.87	1.33		Pass
222008	Jr Peters Inc	20-20-20	20.47	21.00	22.60		Pass
1-083022-16	Bourdeau Brothers - Sheldon	25-4-14	25.1	5.98	13		Within Tolerance
222017	Upper Valley GrowPro,LLC DBA White River GrowPro	0-6-0	0.00	5.23	0.00		Within Tolerance
1-091422-01	Green Mountain Fertilizer Div LD Oliver	5-10-5	5.49	9.46	6.38		Within Tolerance
1-091422-02	Green Mountain Fertilizer Div LD Oliver	5-10-10	4.19	9.16	6.65		Fail
1-091422-03	Green Mountain Fertilizer Div LD Oliver	10-10-10	8.3	8.79	9.39		Fail
1-091422-04	Green Mountain Fertilizer Div LD Oliver	5-10-10	4.48	9.3	9.44		Within Tolerance
1-091422-05	Green Mountain Fertilizer Div LD Oliver	6-16-12	9.07	13.35	11.9		Fail
1-091422-06	Green Mountain Fertilizer Div LD Oliver	20-0-12	22.22	0	14.2		Pass

Sample ID	Business Name	NPK Guarantee	Lab Result N	Lab Result P	Lab Result K	Micronutrients	Sample Status
1-091422-07	Green Mountain Fertilizer Div LD Oliver	19-19-19	19.34	19.9	18.2		Within Tolerance
1-091422-08	Green Mountain Fertilizer Div LD Oliver	10-20-10	12.96	23.3	10.00		Pass
1-091422-09	Green Mountain Fertilizer Div LD Oliver	5-15-30	5.39	10.8	30.2		Fail
1-091422-10	Green Mountain Fertilizer Div LD Oliver	15-10-15	15.49	11.4	14.2		Within Tolerance
1-091422-11	Green Mountain Fertilizer Div LD Oliver	8-16-16	7.42	14.2	16.1		Fail
1-091422-12	Green Mountain Fertilizer Div LD Oliver	20-0-12	17.29	0	13.6		Fail
1-091422-13	Green Mountain Fertilizer Div LD Oliver	6-16-12	5.93	8.65	8.74		Fail
1-091422-14	Green Mountain Fertilizer Div LD Oliver	6-0-12	6.47	0	10.33	Pass	Fail
1-091422-15	Green Mountain Fertilizer Div LD Oliver	23-12-18	28.83	12.4	10.45		Fail
1-091422-16	Green Mountain Fertilizer Div LD Oliver	46-0-0	44.91	0	0		Within Tolerance

Sample ID	Business Name	NPK Guarantee	Lab Result N	Lab Result P	Lab Result K	Micronutrients	Sample Status
1-091422-17	Green Mountain Fertilizer Div LD Oliver	15-8-12	18.37	7.58	11.40		Within Tolerance
1-091422-18	Green Mountain Fertilizer Div LD Oliver	10-0-10	4.52	0	8.55		Fail
1-091422-19	Green Mountain Fertilizer Div LD Oliver	13-13-13	12.97	9.25	12.90		Fail
1-091422-20	Green Mountain Fertilizer Div LD Oliver	6-5-11	7.48	4.25	10.20		Within Tolerance
12-100522-01	Winfield Solutions LLC	24-0-4	23.80	0	3.88		Within Tolerance