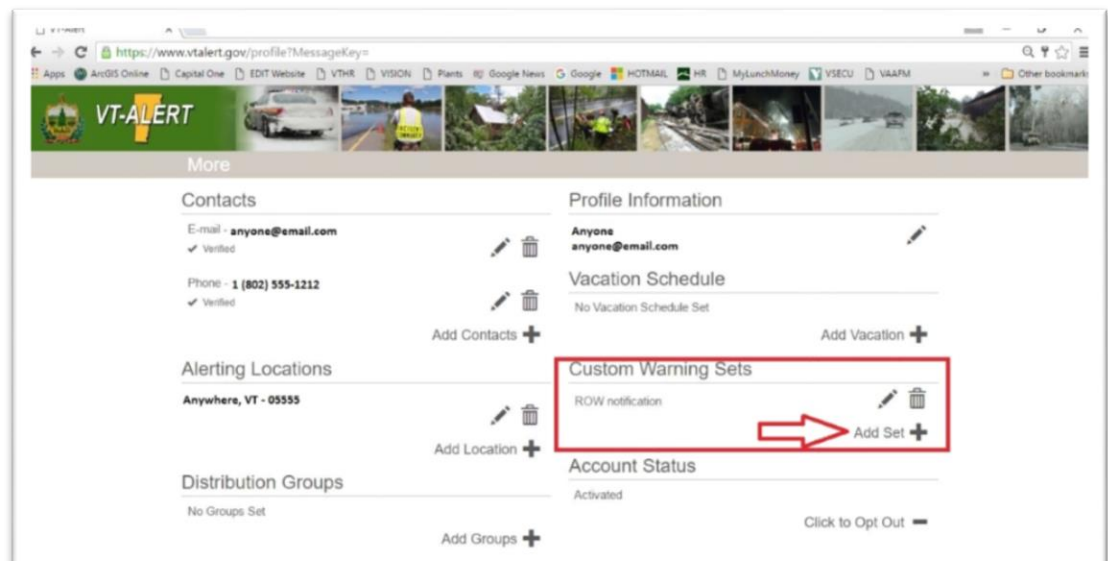


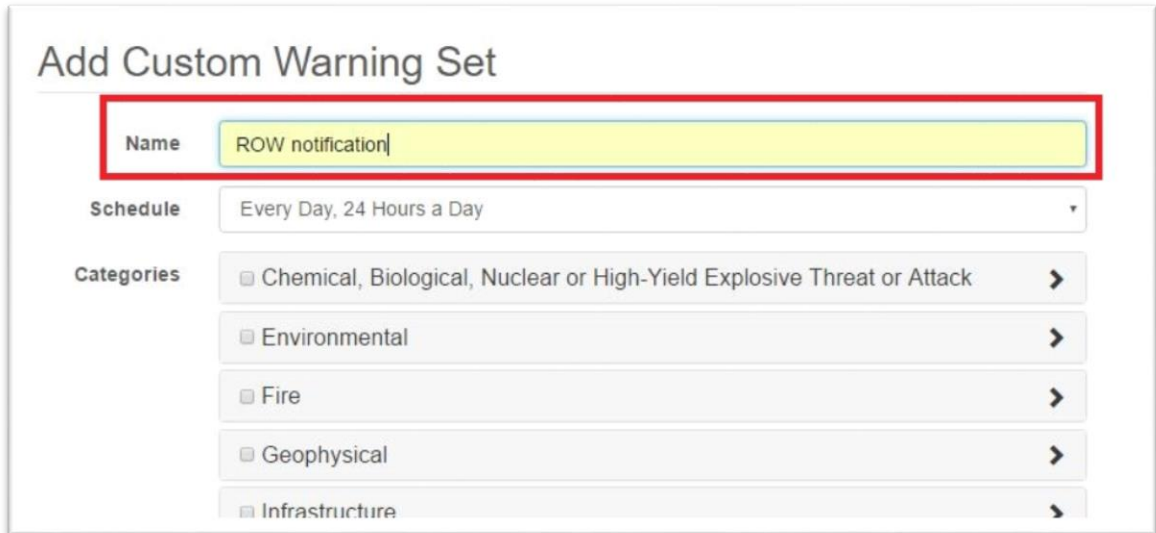
How to Sign Up to Receive Email or Text Notification of Right-of-Way Herbicide Use Through VT-ALERT

VT-ALERT is a Vermont-wide electronic notification system used to send messages via email, text, and posts to the website about emergencies and general public notices. You can start receiving notification of planned herbicide applications to utility, railroad, and highway Rights-of-Way by enrolling in VT-ALERT following these instructions.

1. Use your web browser to navigate to the VT-ALERT site at <https://www.vtalert.gov/>
2. Click “Enroll.”
3. Create an account and set your contact preferences according to the instructions on the site.
4. Set your Alert Location(s)
5. Set a CUSTOM WARNING SET. ***Note, in order to receive notification of Right-of-Way herbicide use, you must create THIS CUSTOM WARNING SET:
 - a. On your account page, click “ADD SET +” under Custom Warning Sets.

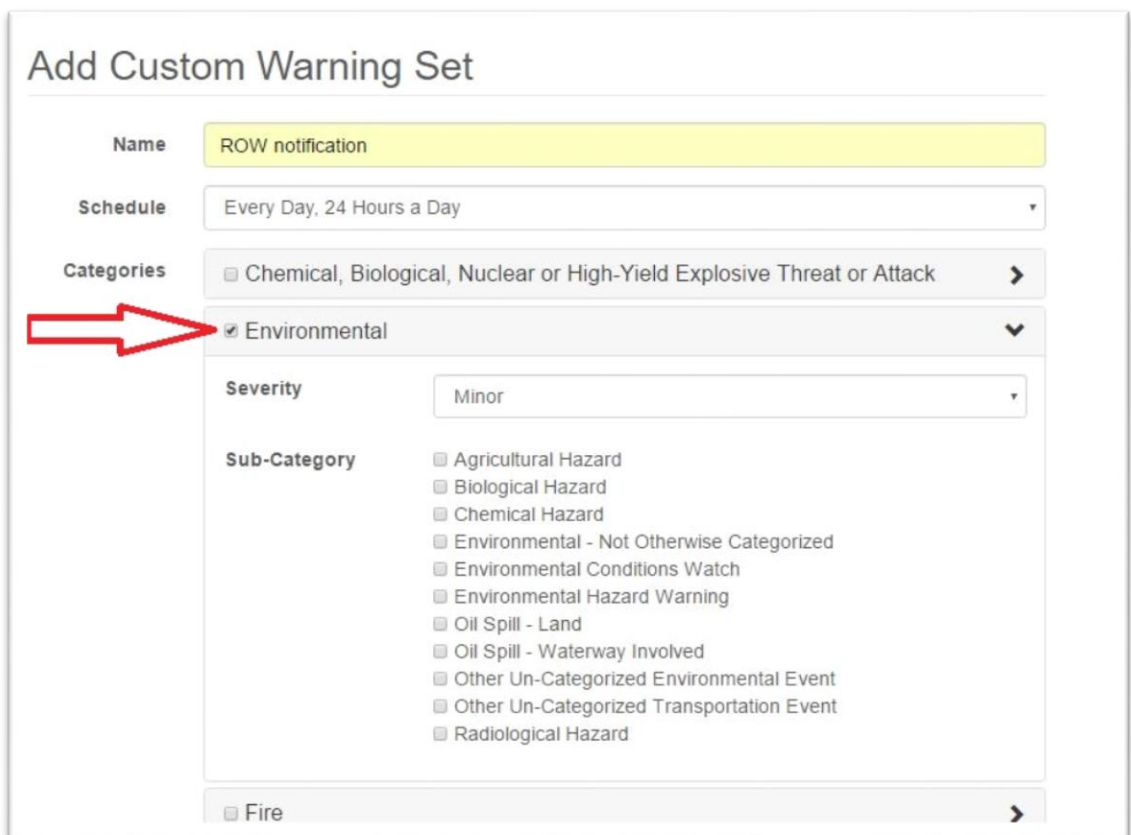


b. Name it “ROW notification.”



The screenshot shows the 'Add Custom Warning Set' form. The 'Name' field is highlighted with a red box and contains the text 'ROW notification'. The 'Schedule' is set to 'Every Day, 24 Hours a Day'. Under 'Categories', several options are listed with checkboxes: 'Chemical, Biological, Nuclear or High-Yield Explosive Threat or Attack', 'Environmental', 'Fire', 'Geophysical', and 'Infrastructure'. The 'Environmental' checkbox is not yet checked.

c. Under Categories, click the “Environmental” checkbox.



The screenshot shows the 'Add Custom Warning Set' form with the 'Environmental' checkbox checked and highlighted by a red arrow. The 'Name' field is 'ROW notification' and the 'Schedule' is 'Every Day, 24 Hours a Day'. The 'Environmental' category is expanded, showing a 'Severity' dropdown set to 'Minor' and a list of 'Sub-Category' options: 'Agricultural Hazard', 'Biological Hazard', 'Chemical Hazard', 'Environmental - Not Otherwise Categorized', 'Environmental Conditions Watch', 'Environmental Hazard Warning', 'Oil Spill - Land', 'Oil Spill - Waterway Involved', 'Other Un-Categorized Environmental Event', 'Other Un-Categorized Transportation Event', and 'Radiological Hazard'. The 'Fire' category is also visible at the bottom.

- d. Under Sub-Category, click the checkbox for “Other Un-Categorized Environmental Event.”

Add Custom Warning Set

Name ROW notification

Schedule Every Day, 24 Hours a Day

Categories

- Chemical, Biological, Nuclear or High-Yield Explosive Threat or Attack
- Environmental

Severity Minor

Sub-Category

- Agricultural Hazard
- Biological Hazard
- Chemical Hazard
- Environmental - Not Otherwise Categorized
- Environmental Conditions Watch
- Environmental Hazard Warning
- Oil Spill - Land
- Oil Spill - Waterway Involved
- Other Un-Categorized Environmental Event
- Other Un-Categorized Transportation Event
- Radiological Hazard

Fire

- e. Click the SAVE button at the very bottom, and you are done.

Press Releases

Rescue

Safety

Transportation

Locations

Save

You will now receive a notification via VT-ALERT when the Herbicide Use Permits for utility, railroad or highway rights-of-way are initiated. More specific information relating to the actual timing of herbicide applications in a given area is not available.

Please contact Matthew Wood at the Vermont Agency of Agriculture with any questions about the VT-ALERT notification set up, at matthew.wood@vermont.gov or by calling 802-828-3482.